



**Project Name:**

**Specifier:**

**Distributor:**

**Quantity:**

**Type:**

**Signature:**

## GRW-M Series

The  
**Innovative**  
Line  
of



## MR-16 Lighting Solutions

**GRWM** Series in low to medium ceiling heights typically found in residential, commercial or retail applications. GRW-M series fixtures feature a recessed conical trim that provide directional fixed lighting to walls. The Graffiti™ fixtures provide cost effective MR-16 lighting solutions. As the creative spirit of its name implies, Graffiti™ systems provide all the quality SLI has grown famous for over the last 25 years, but at reduced lead times, affordable price points and innovative technologies that will liberate your creative flair.

## WALL WASH

### SPECIFICATIONS

**MOUNTING** - Recessed in architectural ceiling. Butterfly brackets and Hanger bars included with housing and mounting pans.

- **IC** - Housing for new construction where insulation comes in contact with fixture
- **NIC** - Housing for new construction where IC not required
- **IH** - International Housing (Open Housing- no transformer included)
- **AH** - Airtight Housing (Non IC)
- **CP** - Chicago Plenum

**TRIM** - One piece die cast aluminum, flanged or flangeless trim with a regressed surface . Available for wet locations.

\*Accommodates up to 1" ceiling thickness as standard.

\*(Extension Clips available upon request)

- **ZT** - for use in plaster/GWB ceilings
- **FT/FST** - for use in architectural ceilings

### ELECTRICAL

- **Magnetic (TX)**
- **Electronic SORAA (EXS)** Powered by SORAA

### LAMP

- **MR16** - 50W Max. (37W Max for IC/Airtight/CP)
- **SMRA** - Sorra Retrofit

**LENS/OPTICS** - Supertex borosilicate spread lens, hinged for relamping. Alzak kick reflector.

**FINISH** - Black powder paint housing. Aper. trim available in white as standard.

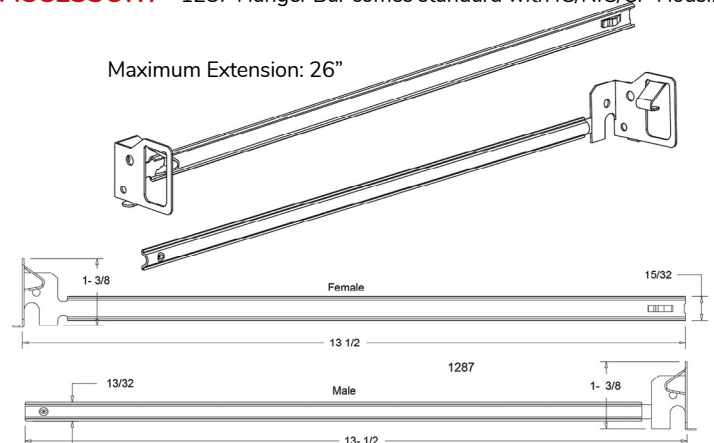
Can be field painted to match ceiling finish.

**WARRANTY** - 2 year limited on MR-16 and transformer.

See website for details.

**LABELS** -  US, US tested to UL standards 1598, Dry/Damp and Wet listings. IC/Airtight, Chicago Plenum,  24 compliant,  WORKS WITH SORAA

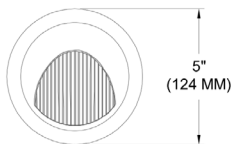
**ACCESSORY** - 1287 Hanger Bar comes standard with IC/NIC/CP Housing\*



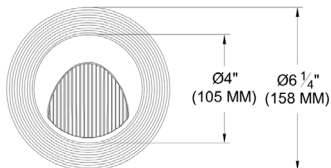
## INFORMATION- TRIM



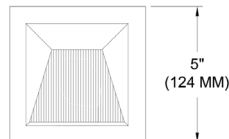
ROUND/ FLANGED



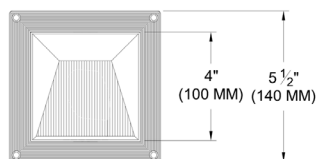
ROUND / FLANGELESS



SQUARE / FLANGED



SQUARE / FLANGELESS



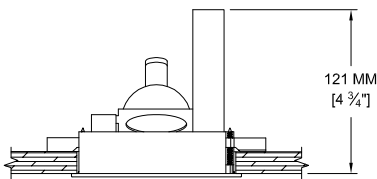
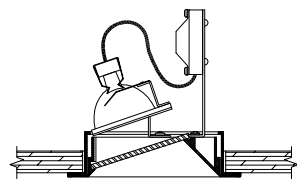
## INFORMATION- HOUSING

For easy installation in existing ceilings.

SQ / FT

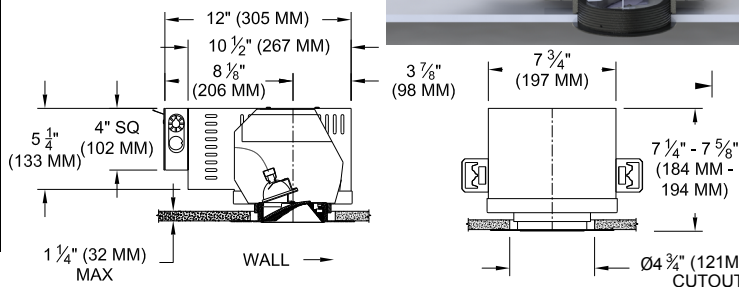



RD / ZT

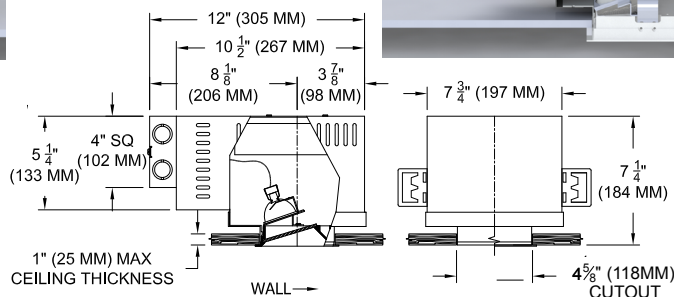



\*For projects requiring housings or IC rated fixtures. IC and CP housings will have no vents.

NIC / FT / RD



NIC / FT / SQ



## ORDER INFO

## CODE

Graffiti™ Housing

GRW-M

### Housing

TITLE 24

IC = IC

NIC = Non IC

IH = International Housing (Open Housing- no transformer included)

AH = Airtight Housing (Non IC)

CP = Chicago Plenum

### Source/Wattage/Lumens/Delivered

MR37 = MR-16 / 37W Max for IC/Airtight/CP

MR50 = MR-16 / 50W

GUMR = MR-16 GU10

TITLE 24

SMRA = SORAA Retrofit

### Type

WW = Wall Wash

### Transformer

TX = Magnetic

EXS= Electronic SORAA

GX= GU10 Socket\*

\*GU10 requires 120V

### Voltage

120V

277V

## Graffiti™ Trim

## GRWT-M

### Shape

RD = Round

SQ = Square

### Trim

\*Lens Required

FT = Flanged

ZT = Flangeless

ZST\* = Flangeless Shower

TEX2 =Extension Clips

### Finish

WHT

WHT = White

### Lens

82A = Frosted Supertex

None

[\\* CLICK HERE to view Accessories for Trims.](#)

